



# OLD MUTUAL NUCLEUS CONSERVATIVE INDEX LIFE FUND

APRIL 2019

## FUND INFORMATION

### RISK PROFILE



### RECOMMENDED MINIMUM INVESTMENT TERM



### FUND OBJECTIVE

The fund offers investors exposure to a combination of local equity, foreign equity, fixed interest and cash index returns. The fund aims to provide investment returns of CPI + 2%-3% p.a. (net of fees) over the long term while diversifying asset exposure. The fund is structured to produce a zero tracking error before the asset management fee. No additional transaction costs are passed on to the investor.

### WHO IS THIS FUND FOR?

This fund is suitable for investors who want to diversify their investment by having exposure to a combination of indices. The investor is more cautious and aims to achieve a stable growth objective by having a slightly higher exposure to interest-bearing indices than equity indices.

### INVESTMENT MANDATE

The performance of the fund is based on the combined performance of the FTSE/JSE Capped SWIX Top 40 Index, the MSCI World Index, the BEASSA GOVI Index and the 3-month STeFI Index, net of fees and tax.

### REGULATION 28 COMPLIANCE

The fund complies with retirement fund legislation. It is therefore suitable as a stand-alone fund in retirement products where Regulation 28 compliance is specifically required.

**BENCHMARK:** A composite benchmark comprised of the indices that the fund is exposed to in their respective proportions.

**FUND MANAGER(S):** Old Mutual Life Assurance Company (OMLAC)

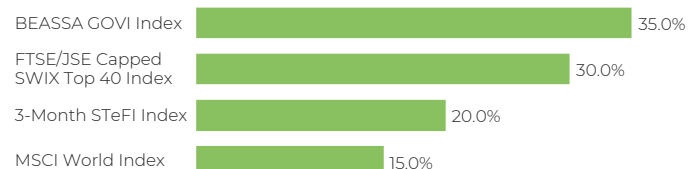
**LAUNCH DATE:** 20/11/2017

**SIZE OF FUND:** R18m

### UNDERLYING INDEX COMPOSITION

Asset class	Index
Local Equities	FTSE/JSE Capped SWIX Top 40 Index
Foreign Equities	MSCI World Index
Local Fixed Interest	BEASSA GOVI Index
Local Cash	3-month STeFI Index

### ASSET & PERCENTAGE ALLOCATION



### PRINCIPLE HOLDINGS

HOLDING	% OF FUND
R186 10.5% 21/12/2026	7.1%
R2048 8.75% 28/02/2048	5.7%
R2044 8.75% 31/01/2044	3.5%
R2030 8.00% 31/01/2030	3.5%
Naspers Ltd	3.4%
R2037 8.50% 31/01/2037	3.1%
R2032 8.25% 31/01/2032	2.7%
R2023 7.75% 28/02/2023	2.7%
R2035 8.875% 28/02/2035	2.4%
R2040 9.00% 31/01/2040	2.3%

PRODUCT AVAILABILITY	Old Mutual Wealth	Max	OM Invest*
Investment Plan (LIFE)	•	•	•
Investment Plan (LISP)			
Retirement Annuity	•	•	
Preservation Fund	•		
Living Annuity	•	•	

\*The fund is only available on the Tax-Free Savings Account product in OM Invest.

### FUND PERFORMANCE as at 30/04/2019

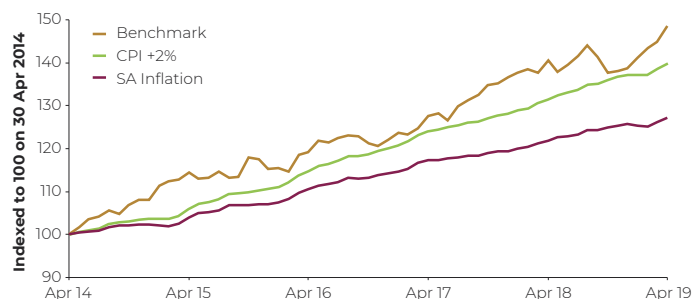
	% PERF.			% PERF. (P.A.)				Since Inception <sup>1</sup>
	3-Mth	6-Mth	1-Yr	3-Yr	5-Yr	7-Yr	10-Yr	
Tax-exempt Investor	5.1%	7.8%	5.3%	-	-	-	-	6.6%
Private Investor	4.2%	6.4%	3.6%	-	-	-	-	4.8%
Benchmark	5.1%	7.9%	5.6%	7.6%	8.2%	10.3%	11.2%	6.8%

Fund returns are net of fees and tax, where applicable. Performance measurements over periods shorter than the recommended investment term may not be appropriate. Past performance is no indication of future performance.

Sources: Old Mutual & Morningstar as at 30/04/2019

Rolling 12-Month Return	Highest	Average	Lowest
Fund (Since Inception)	5.3%	3.2%	1.1%

### Benchmark Performance: 5 Years to 30 April 2019

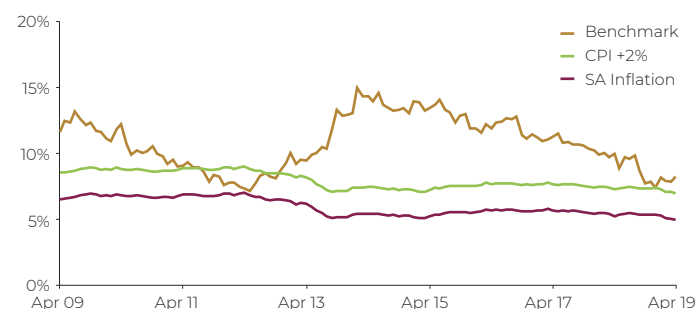


Past performance is no indication of future performance.

### Risk Statistics (Since Inception)

Maximum Drawdown	-4.4%
Months to Recover	6
% Positive Months	76.5%
Annual Standard Deviation	5.4%

### 5-Year Annualised Rolling Returns (Benchmark)





# OLD MUTUAL NUCLEUS CONSERVATIVE INDEX LIFE FUND

APRIL 2019

## OTHER INVESTMENT CONSIDERATIONS

### INITIAL CHARGES:

There is no initial administration charge on the fund.

### ONGOING

Annual service fees	0.30%
---------------------	-------

<b>Total Expenses</b>	
Total Expense Ratio (TER)	0.30%
Transaction Cost (TC)	-
Total Investment Charge	0.30%

TER is a historic measure of the impact the deduction of management and operating costs has on a fund's value. A higher TER does not necessarily imply a poor return, nor does a low TER imply a good return. The current TER, which includes the annual service fee, may not necessarily be an accurate indication of future TERs. Transaction Cost (TC) is a necessary cost in administering the fund and impacts fund returns. It should not be considered in isolation as returns may be impacted by many other factors over time including market returns, the type of fund, the investment decisions of the investment manager and the TER.

### Funds are available via:

#### MAX Investments

Tel +27 (0)860 605 500 Fax +27 (0)860 60 7500/9500  
Email [MaxInvestments@oldmutual.com](mailto:MaxInvestments@oldmutual.com)  
Internet [www.oldmutual.co.za/personal/investments-and-savings/max-investments](http://www.oldmutual.co.za/personal/investments-and-savings/max-investments)

#### Old Mutual Wealth

Tel +27 (0)860 999 199 Fax +27 (0)860 999 197  
Email [service@omwealth.co.za](mailto:service@omwealth.co.za) Internet [www.omwealth.co.za](http://www.omwealth.co.za)

#### Old Mutual Invest Tax Free Plan

Tel +27 (0)860 50 60 70 Fax +27 (0)860 60 7500/9500  
Email [service@oldmutual.com](mailto:service@oldmutual.com) Internet [www.taxfreesignup.co.za](http://www.taxfreesignup.co.za)