



OLD MUTUAL TOP 40 LIFE FUND

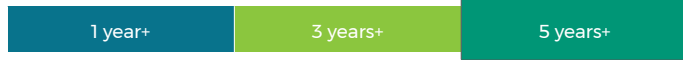
AUGUST 2020

FUND INFORMATION

RISK PROFILE



RECOMMENDED MINIMUM INVESTMENT TERM



FUND OBJECTIVE

The fund aims to provide long-term capital growth by tracking the FTSE/JSE Top 40 Index (Total Return). This fund may only be accessed through a life policy.

WHO IS THIS FUND FOR?

This fund is suitable for investors who want to grow capital over the long term by tracking the FTSE/JSE Top 40 Index. The investor can tolerate stock market volatility.

INVESTMENT MANDATE

The fund aims to track the FTSE/JSE Top 40 Index. The FTSE/JSE Top 40 Index consists of the largest 40 companies ranked by full market value in the FTSE/JSE All Share Index.

FUND MANAGER(S):	Old Mutual Life Assurance Company (OMLAC)
LAUNCH DATE:	02/03/2015
SIZE OF FUND:	R119m

UNDERLYING INDEX COMPOSITION

ASSET & PERCENTAGE ALLOCATION	
Industrials	47.6%
Resources	38.7%
Financials	13.7%

UNDERLYING INDEX HOLDINGS

HOLDING	% OF FUND
Naspers Ltd	21.7%
BHP Group plc	13.4%
Compagnie Financiere Richemont	9.6%
Anglo American Plc	8.3%
Prosus N.V	3.5%
AngloGold Ashanti Ltd	3.4%
Gold Fields Ltd	3.2%
FirstRand Ltd	2.9%
Mondi Plc	2.6%
British American Tobacco	2.6%

* Holdings of the FTSE/JSE Top 40 Index

OTHER INVESTMENT CONSIDERATIONS

INITIAL CHARGES:

There is no initial administration charge on the fund.

ONGOING

Annual service fees	0.20%
Total Expenses	
Total Expense Ratio (TER)	0.20%
Transaction Cost (TC)	-
Total Investment Charge	0.20%

PRODUCT AVAILABILITY	Old Mutual Wealth	Max	XtraMAX	OM Invest
Investment Plan (LIFE)				•
Investment Plan (LISP)				
Retirement Annuity				
Preservation Fund				
Living Annuity				

FUND PERFORMANCE AS AT 31/08/2020

	% PERF.		% PERF. (P.A.)					
	3-Mth	6-Mth	1-Yr	3-Yr	5-Yr	7-Yr	10-Yr	Since Inception ¹
Fund*	10.3%	13.7%	7.2%	3.8%	5.8%	-	-	4.4%
Benchmark	10.4%	13.8%	7.4%	4.0%	6.0%	7.6%	11.1%	4.7%

* Fund returns are net of fees and tax.

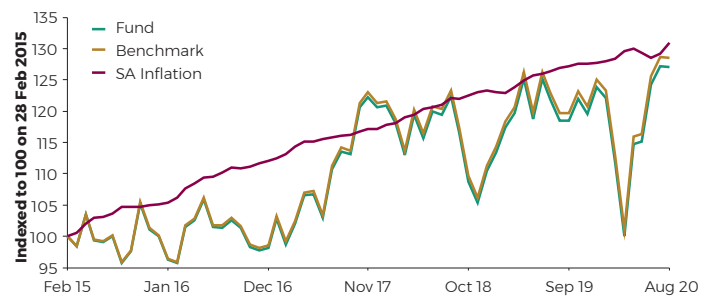
Performance measurements over periods shorter than the recommended investment term may not be appropriate.

Past performance is no indication of future performance.

Sources: Old Mutual & Morningstar as at 31/08/2020

Rolling 12-Month Return	Highest	Average	Lowest
Fund (Since Inception)	25.1%	4.2%	-16.4%

Performance Since Inception



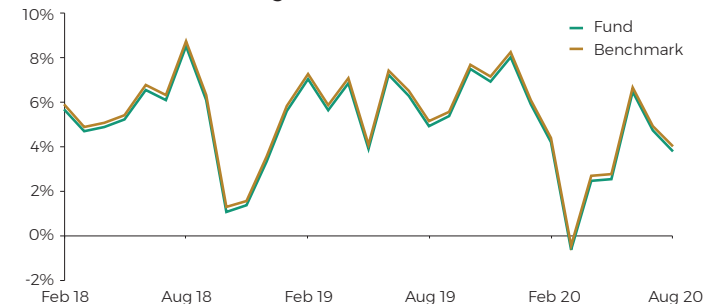
Past performance is no indication of future performance. Fund returns are net of fees.

Risk Statistics (Since Inception)

Maximum Drawdown	-20.0%
Months to Recover	5
% Positive Months	50.0%
Annual Standard Deviation	14.9%

Risk statistics are calculated based on monthly performance data from inception of the fund.

5-Year Annualised Rolling Returns (Benchmark)



Funds are available via:

Old Mutual Invest Tax Free Plan

Tel +27 (0)860 50 60 70

Fax +27 (0)860 60 7500/9500

Email service@oldmutual.com

Internet www.taxfreesignup.co.za

Old Mutual is a Licensed Financial Services Provider. The information and opinions contained in this guide are made in good faith and are based on sources believed to be reliable, but no representation or warranty, express or implied, is made as to their accuracy, completeness or correctness. The opinions expressed herein are not intended to serve as authoritative investment advice and should not be used in substitution for the exercise of own judgement. The price of shares/units and any income from them may fall as well as rise. When a subscription involves a foreign exchange transaction, it may be subject to the fluctuations of currency values. Exchange rates may also cause the value of underlying overseas investments to go down or up.