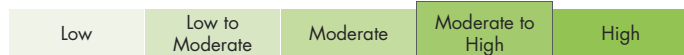


OLD MUTUAL GLOBAL EQUITY FUND

FUND INFORMATION

RISK PROFILE



The risk profile does not take the impact of exchange rate fluctuations into account.

RECOMMENDED MINIMUM INVESTMENT TERM



FUND OBJECTIVE

The fund aims to offer superior returns over the medium to longer term by investing in shares from around the world.

WHO IS THIS FUND FOR?

This fund is suited to investors wanting to diversify their portfolios by adding an international equity component or investors who are taking a specific view on the performance of global equity relative to other asset classes.

INVESTMENT MANDATE

The fund has a broad-based exposure to quality shares from across the globe. The fund is managed by Merian Global Investors, who aims to maximise returns by managing country and sector exposure. This fund remains as fully invested in foreign equities as possible, given regulatory constraints.

REGULATION 28 COMPLIANCE

The fund aims to offer exposure to a specific asset class. It therefore holds a higher allocation to international assets and equities than what is allowed in terms of Regulation 28 of the Pension Funds Act. This fund is therefore not Regulation 28 compliant.

BENCHMARK:	MSCI World Index
ASISA CATEGORY:	Global – Equity – General
FUND MANAGER(S):	Ian Heslop, Amadeo Alentorn & Mike Servent (Merian Global Investors)
LAUNCH DATE:	17/05/1995 (Class A opened on 1 May 2000)
SIZE OF FUND:	R15.5bn

DISTRIBUTIONS: (Half-yearly)*

Date	Dividend	Interest	Total	Total %
30/06/2018	0.00c	0.00c	0.00c	0.00%
31/12/2017	0.00c	0.00c	0.00c	0.00%

* Class A fund distributions



Raging Bull Award for Top Performance by a Domestic Collective Investment Scheme for the three-year period ended 31 December 2016 for best (SA-domiciled) Global Equity Fund, for five years in a row. The fund was also recognised for the Best Performance on the basis of Risk-adjusted Returns by a Domestic Collective Investment Scheme for the five-year period ended 31 December 2016 in the category (SA Domiciled) Global Equity General.

FUND COMPOSITION

ASSET & PERCENTAGE ALLOCATION

Equity - USA & Canada	60.4%
Equity - Europe	15.1%
Equity - Japan	7.7%
Equity - UK	7.1%
Liquid Assets	5.5%
Equity - Australasia	4.2%

Funds are also available via Old Mutual Wealth and MAX Investments.

Helpline 0860 234 234 Fax +27 21 509 7100 Internet www.omut.co.za Email unittrusts@oldmutual.com

FUND PERFORMANCE as at 30/11/2018

	% PERFORMANCE (ANNUALISED)					
	1-Yr	3-Yr	5-Yr	7-Yr	10-Yr	Since Inception ¹
Fund (Class R)	-2.2%	6.8%	13.9%	21.7%	16.8%	13.2%
Fund (Class A) ²	-3.0%	5.9%	13.1%	21.0%	16.0%	-
Fund (Class B1) ³	-2.6%	6.4%	13.6%	-	-	-
Benchmark	2.3%	7.7%	14.1%	19.8%	15.1%	13.5%

¹ Performance since inception of the fund.

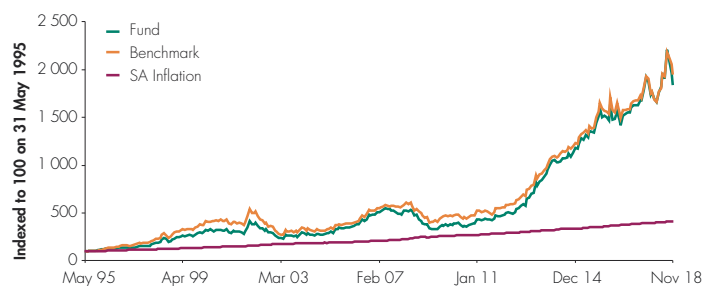
² Inception: 30 April 2000.

³ Inception: 31 December 2012. Class B1 Fund is only available through investment platforms such as Old Mutual Wealth.

Performance measurements over periods shorter than the recommended investment term may not be appropriate. Past performance is no indication of future performance. Fund returns are net of fees and measured against the benchmark.

Rolling 12-Month Return	Highest	Average	Lowest
Fund (Since Inception)	75.0%	15.3%	-40.3%

Performance Since Inception



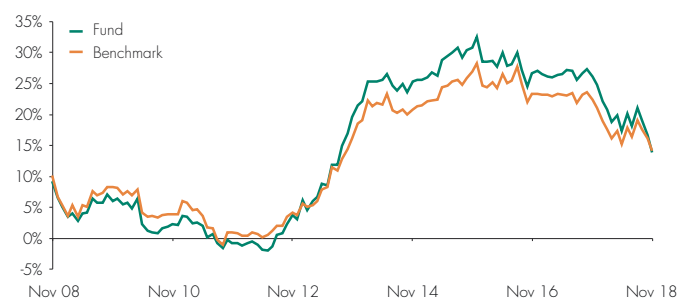
Past performance is no indication of future performance.

Risk Statistics (Since Inception)

Maximum Drawdown	-44.1%
Months to Recover	39
% Positive Months	58.5%
Annual Standard Deviation	16.9%

Risk statistics are calculated based on monthly performance data from inception of the fund.

5-Year Annualised Rolling Returns (Fund vs Benchmark)



PRINCIPAL HOLDINGS as at 30/09/2018

HOLDING	% OF FUND
Apple Computer	2.0%
Microsoft Corporation	1.3%
Amazon Com Inc	1.3%
Boeing Co	1.0%
Mastercard Incorporated	1.0%
Verizon Communications	1.0%
Adobe Systems Inc	1.0%
Visa Inc Class A Shares	0.9%
Roche Holding Ag	0.9%
Alphabet Inc	0.9%



OLD MUTUAL GLOBAL EQUITY FUND

FUND MANAGER INFORMATION



IAN HESLOP
PORTFOLIO MANAGER
• BA (Chemistry), PhD
(Medicinal Chemistry)



AMADEO ALENTORN
PORTFOLIO MANAGER
• BEng (Robotics), MSc
(Computer Science), PhD
(Computational Finance), CFA
Charterholder



MIKE SERVENT
PORTFOLIO MANAGER
• MA (Physics)

FUND COMMENTARY as at 30/09/2018

Despite the ongoing bouts of trade tensions between the US and China (to say nothing of the US Federal Reserve's decision to raise interest rates for the third time this year), US equity markets posted meaningful positive returns over the past quarter. In the latter sessions of the third quarter, the S&P 500 and Dow Jones Industrial Average simultaneously closed at record highs, for the first time since the equity rally in January.

Throughout the third quarter, markets were characterised by a continual cycle of impactful style and sector rotations over increasingly short-term intervals; such effects were most acutely experienced during the months of July and September.

Coinciding with this recent softer performance at the fund level, global geopolitical uncertainty has had a disproportionate impact on asset pricing at the market

level. Amongst these, concerns around prospective trade wars, as well as the impact of divergent monetary policy on asset prices lack definitive time lines; as such, their effects could extend into the near term.

Performance was mixed across most stock selection criteria throughout the period. While this period of recent fund performance remains out of character with the medium- and long-term track record of the strategy, it nonetheless falls squarely within the expectation and tolerance of the return structure of the strategy. Moreover, we have consistently and transparently emphasised how the investment process may become challenged during episodes when investor risk appetite switches rapidly between risk-on and risk-off environments. While these instances of market structure are infrequent in occurrence, they can nevertheless be variable in duration.

Performance across most of our stock selection techniques was mixed, with price information detracting from the fund's performance. The analyst sentiment criteria, price arbitrage and sustainable growth component contributed negatively to returns, while company management and dynamic valuation contributed to performance.

Exposure across most sectors has continued to adapt and reflect the changeable dynamic across markets. Overall, the sector positions broadly remained stable during the course of the third quarter. We continue to espouse judicious risk management, in the broader context of active investing, which requires offsetting opportunities against risks inherent in the market.

Source: Old Mutual Investment Group as at 30/09/2018

OTHER INVESTMENT CONSIDERATIONS

MINIMUM INVESTMENTS:

- Monthly: R500
- Lump sum: R10 000
- Ad hoc: R500

INITIAL CHARGES (Incl. VAT)*:

There is no initial administration charge for investment transactions of R500 and above. Initial adviser fee will be between 0% and 3.45%.

Investment transactions below the R500 fund minimum incur a 2.30% administration charge.

* Please note: Initial charges do not apply to the Class B funds.

ONGOING

	Class A	Class B1*	Class R
Annual service fees (excl. VAT)	1.75%	1.35%	1.00%

* Please note: The Class B1 Fund is only available through investment platforms such as Old Mutual Wealth. The fee is accrued daily and paid to the management company on a monthly basis. Other charges incurred by the fund, and deducted from its portfolio, are included in the TER. A portion of Old Mutual Unit Trusts' annual service fees may be paid to administration platforms.

TAX REFERENCE NUMBER: 9000/041/60/9

ISIN CODES:	Class A	ZAE000023859
	Class B1	ZAE000171153

Total Expenses (Incl. Annual Service Fee)	36 Months			12 Months		
	Class A	Class B1*	Class R	Class A	Class B1*	Class R
Total Expense Ratio (TER) Incl. VAT	2.09%	1.63%	1.23%	2.09%	1.64%	1.24%
Transaction Cost (TC)	0.18%	0.18%	0.18%	0.17%	0.17%	0.17%
Total Investment Charge	2.27%	1.81%	1.41%	2.26%	1.81%	1.41%

* Please note: The Class B1 Fund is only available through investment platforms such as Old Mutual Wealth.

TER is a historic measure of the impact the deduction of management and operating costs has on a fund's value. A higher TER does not necessarily imply a poor return, nor does a low TER imply a good return. The current TER, which includes the annual service fee, may not necessarily be an accurate indication of future TERs. Transaction Cost (TC) is a necessary cost in administering the fund and impacts fund returns. It should not be considered in isolation as returns may be impacted by many other factors over time including market returns, the type of fund, the investment decisions of the investment manager and the TER.

Funds are also available via Old Mutual Wealth and MAX Investments.

Helpline 0860 234 234 Fax +27 21 509 7100 Internet www.omut.co.za Email unittrusts@oldmutual.com



We aim to treat our clients fairly by giving you the information you need in as simple a way as possible, to enable you to make informed decisions about your investments.

- We believe in the value of sound advice and so recommend that you consult a financial planner before buying or selling unit trusts. You may, however, buy and sell without the help of a financial planner. If you do use a planner, we remind you that they are entitled to certain negotiable planner fees or commissions.
- You should ideally see unit trusts as a medium- to long-term investment. The fluctuations of particular investment strategies affect how a fund performs. Your fund value may go up or down. Therefore, we cannot guarantee the investment capital or return of your investment. How a fund has performed in the past does not necessarily indicate how it will perform in the future.
- The fund fees and costs that we charge for managing your investment are disclosed in this Minimum Disclosure Document (MDD) and in the table of fees and charges, both of which are available on our public website or from our contact centre.
- Additional information of the proposed investment, including brochures, application forms and annual or quarterly reports, can be obtained, free of charge, from Old Mutual Unit Trust Managers (RF) (Pty) Ltd, from our public website at www.omut.co.za or our contact centre on 0860 234 234.
- Our cut-off time for client instructions (e.g. buying and selling) is at 15:00 each working day for all our funds, except the Money Market Funds, the price of which is set at 13:00. These are also the times we value our funds to determine the daily ruling price (other than at month-end when we value the Old Mutual Index Funds and Old Mutual Multi-Managers Fund of Funds range at 17:00 close). Daily prices are available on the public website and in the media.
- Unit trusts are traded at ruling prices, may borrow to fund client disinvestments and may engage in scrip lending. The daily ruling price is based on the current market value of the fund's assets plus income minus expenses (NAV of the portfolio) divided by the number of units on issue.
- This fund holds assets in foreign countries and therefore it may have risks regarding liquidity, the repatriation of funds, political and macroeconomic situations, foreign exchange, tax, settlement, and the availability of information.
- The Net Asset Value to Net Asset Value figures are used for the performance calculations. The performance quoted is for a lump sum investment. The performance calculation includes income distributions prior to the deduction of taxes and distributions are reinvested on the ex-dividend date. Performances may differ as a result of actual initial fees, the actual investment date, the date of reinvestment and dividend withholding tax. Annualised returns are the weighted average compound growth rates over the performance period measured. Performances are in ZAR and as at 30 November 2018. Sources: Morningstar and Old Mutual Investment Group (FSP no. 604).

Old Mutual Unit Trust Managers (RF) (Pty) Ltd, registration number 1965 008 47107, is a registered manager in terms of the Collective Investment Schemes Control Act 45 of 2002. Old Mutual is a member of the Association for Savings and Investment South Africa (ASISA). Old Mutual Unit Trust Managers has the right to close the portfolio to new investors in order to manage it more efficiently in accordance with its mandate.

Trustee: Standard Bank, PO Box 54, Cape Town 8000. Tel: +27 21 401 2002, Fax: +27 21 401 3887.

Issued: December 2018