



# OLD MUTUAL MSCI WORLD ESG INDEX FEEDER FUND

JULY 2020

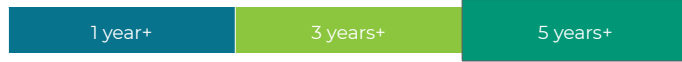
## FUND INFORMATION

### RISK PROFILE



The risk profile does not take the impact of exchange rate fluctuations into account.

### RECOMMENDED MINIMUM INVESTMENT TERM



### FUND OBJECTIVE

The fund aims to achieve long-term capital growth by primarily gaining exposure to the MSCI World ESG Leaders Index. This is a free float-adjusted market capitalisation weighted index designed to measure the equity market performance of companies with high environmental, social and governance (ESG) performance relative to their sector peers across developed markets worldwide.

### WHO IS THIS FUND FOR?

This fund suits investors with a longer-term investment horizon who primarily seek capital growth through exposure to the developed market equities that make up the MSCI World ESG Leaders Index. These investors can tolerate stock market and currency volatility.

### INVESTMENT MANDATE

Apart from assets in liquid form and exchange rate swaps, the fund only holds participatory interests in the Old Mutual MSCI World ESG Index Fund, a sub-fund of the Russell Investment Company Plc, which aims to replicate the performance of the MSCI World ESG Leaders Index. Derivatives may be used for efficient portfolio management purposes.

### REGULATION 28 COMPLIANCE

The fund aims to offer exposure to a specific asset class. It holds a higher allocation to both international assets and equities than what is allowed in terms of Regulation 28 of the Pension Funds Act. This fund is therefore not Regulation 28 compliant.

<b>BENCHMARK:</b>	MSCI World ESG Leaders Index
<b>ASISA CATEGORY:</b>	Global – Equity – General
<b>FUND MANAGER(S):</b>	Frank Sibiya, Bernisha Lala & Anelisa Balfour (Old Mutual Customised Solutions (Pty) Ltd)
<b>LAUNCH DATE:</b>	31/10/2018
<b>SIZE OF FUND:</b>	R771m

### DISTRIBUTIONS: (Annually)

Date	Dividend	Interest	Total	Total %
31/12/2019	0.00c	0.00c	0.00c	0.00%

### PRINCIPAL HOLDINGS AS AT 30/06/2020

HOLDING	% OF FUND
Microsoft Corporation	6.9%
Alphabet Inc	4.1%
Johnson & Johnson	1.7%
Visa Inc	1.5%
Procter & Gamble Co	1.4%
Home Depot Inc	1.3%
Mastercard Incorporated	1.2%
Intel Corporation	1.2%
Roche Holding AG	1.1%
Verizon Communications Inc	1.0%

## FUND PERFORMANCE AS AT 31/07/2020

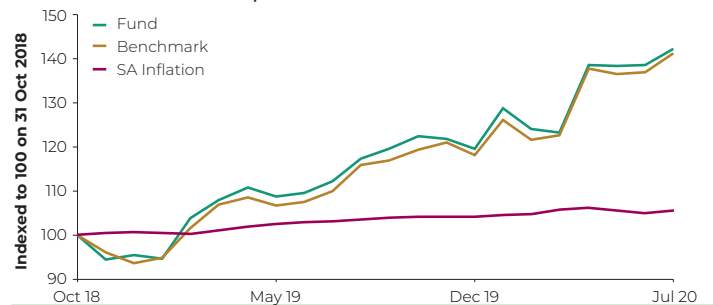
	% PERFORMANCE (ANNUALISED)					
	1-Yr	3-Yr	5-Yr	7-Yr	10-Yr	Since Inception <sup>1</sup>
Fund (Class A)	26.8%	-	-	-	-	22.4%
Fund (Class B1) <sup>2</sup>	27.2%	-	-	-	-	22.7%
Benchmark	28.3%	17.9%	14.1%	17.0%	19.0%	21.8%

<sup>1</sup> Performance since inception of the fund.

<sup>2</sup> Class B1 fund is available through investment platforms such as Old Mutual Wealth. The benchmark returns of this fund are lagged by one day in order to align with the pricing of the fund. Performance measurements over periods shorter than the recommended investment term may not be appropriate. Past performance is no indication of future performance. Fund returns are net of fees and measured against the benchmark.

Rolling 12-Month Return	Highest	Average	Lowest
Fund (Since Inception)	36.0%	25.2%	14.2%

### Performance Since Inception



### Risk Statistics (Since Inception)

Maximum Drawdown	-5.5%
Months to Recover	4
% Positive Months	61.9%
Annual Standard Deviation	14.7%

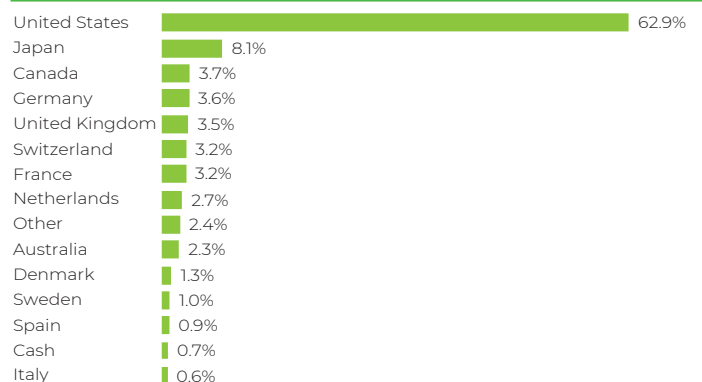
Risk statistics are calculated based on monthly performance data from inception of the fund.

## FUND COMPOSITION

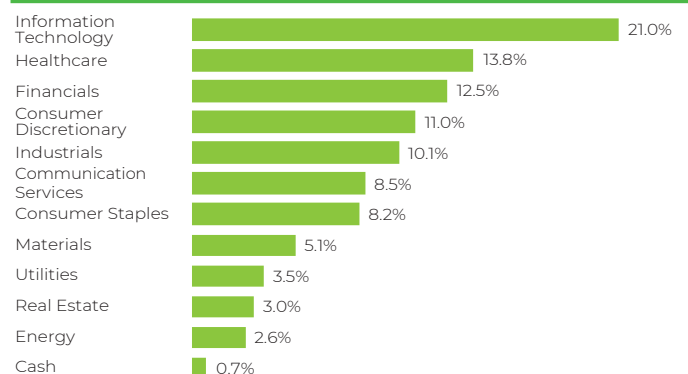
### ASSET & PERCENTAGE ALLOCATION



### COUNTRY ALLOCATION



### SECTOR ALLOCATION



THIS IS THE MINIMUM DISCLOSURE DOCUMENT AS REQUIRED BY BOARD NOTICE 92

Funds are also available via Old Mutual Wealth and MAX Investments.

Helpline 0860 234 234 Fax +27 21 509 7100 Internet [www.oldmutualinvest.com](http://www.oldmutualinvest.com) Email [unittrusts@oldmutual.com](mailto:unittrusts@oldmutual.com)



# OLD MUTUAL MSCI WORLD ESG INDEX FEEDER FUND

JULY 2020

## FUND MANAGER INFORMATION



**FRANK SIBIYA |**  
PORTFOLIO MANAGER

- BSc Mathematical Sciences
- 11 years of industry experience



**BERNISHA LALA |**  
PORTFOLIO MANAGER

- CFA
- MSc Advanced Analytics & Decision Sciences
- BSc Financial Engineering (Hons)
- BSc Financial Mathematics
- 15 years of industry experience



**ANELISA BALFOUR |**  
INVESTMENT ANALYST

- BEcon
- 7 years of industry experience

## FUND COMMENTARY AS AT 30/06/2020

The fund tracks the MSCI World ESG Leaders Index and aims to replicate the return of the underlying index.

The MSCI World ESG Leaders Index is a free float-adjusted market capitalisation weighted index designed to measure the equity market performance of companies with high environmental, social and governance (ESG) performance relative to their sector peers across developed markets worldwide.

The MSCI World ESG Leaders Index showed positive performance of 18.68% for the quarter ending July 2020. The best performing country in July 2020 was New Zealand with a return of 16.51%, while the worst performing country was Israel with a return of -4.66%.

Note:

\* All returns are in USD unless otherwise stated

Source: Old Mutual Investment Group as at 30/06/2020

## OTHER INVESTMENT CONSIDERATIONS

### MINIMUM INVESTMENTS:

• Monthly: R500 • Lump sum: R10 000 • Ad hoc: R500

### INITIAL CHARGES (All fees are VAT inclusive)\*:

There is no initial administration charge for investment transactions of R500 and above. Initial adviser fee will be between 0% and 3.45%. Investment transactions below the R500 fund minimum incur a 2.30% administration charge.

\* Please note: Initial charges do not apply to the Class B funds.

### EXIT FEE:

Old Mutual Unit Trusts will charge an exit fee of 2.30% if exiting within 2 weeks of entry and reserves the right to charge this fee if exiting within 6 months of entry. The exit fee will not apply to investments in the fund via the Old Mutual Unit Trusts Tax-Free Investment.

## ONGOING

	Class A	Class B1*
Annual service fees (excl. VAT)	0.45%	0.22%

\* Please note: Class B1 fund is available through investment platforms such as Old Mutual Wealth. The fee is accrued daily and paid to the management company on a monthly basis. Other charges incurred by the fund, and deducted from its portfolio, are included in the TER. A portion of Old Mutual Unit Trusts' annual service fees may be paid to administration platforms.

TAX REFERENCE NUMBER: 9007/711/27/9

ISIN CODES:	Class A	ZAE000262432
	Class B1	ZAE000262457

Total Expenses (Incl. Annual Service Fee) (31/03/2020)	36 Months		12 Months	
	Class A	Class B1*	Class A	Class B1*
Total Expense Ratio (TER) Incl. VAT	0.74%	0.49%	0.71%	0.45%
Transaction Cost (TC)	0.15%	0.15%	0.04%	0.04%
Total Investment Charge	0.89%	0.64%	0.75%	0.49%

\* Please note: Class B1 fund is available through investment platforms such as Old Mutual Wealth.

Please note: The TERs are estimated. They do not have a full history of information and are negatively impacted by fixed costs at the inception of the fund. TER is a historic measure and clients are expected to experience a significantly lower fee going forward.

TER is a historic measure of the impact the deduction of management and operating costs has on a fund's value. A higher TER does not necessarily imply a poor return, nor does a low TER imply a good return. The current TER, which includes the annual service fee, may not necessarily be an accurate indication of future TERs. Transaction Cost (TC) is a necessary cost in administering the fund and impacts fund returns. It should not be considered in isolation as returns may be impacted by many other factors over time including market returns, the type of fund, the investment decisions of the investment manager and the TER. The TER and TC cannot be determined accurately for funds that are less than one year old. Calculations are based on actual data where possible and best estimates where actual data is not available.

Funds are also available via Old Mutual Wealth and MAX Investments.

Helpline 0860 234 234 Fax +27 21 509 7100 Internet [www.oldmutualinvest.com](http://www.oldmutualinvest.com) Email [unittrusts@oldmutual.com](mailto:unittrusts@oldmutual.com)

We aim to treat our clients fairly by giving you the information you need in as simple a way as possible, to enable you to make informed decisions about your investments.

- We believe in the value of sound advice and so recommend that you consult a financial planner before buying or selling unit trusts. You may, however, buy and sell without the help of a financial planner. If you do use a planner, we remind you that they are entitled to certain negotiable planner fees or commissions.
- You should ideally see unit trusts as a medium- to long-term investment. The fluctuations of particular investment strategies affect how a fund performs. Your fund value may go up or down. Therefore, we cannot guarantee the investment capital or return of your investment. How a fund has performed in the past does not necessarily indicate how it will perform in the future.
- The fund fees and costs that we charge for managing your investment are disclosed in this Minimum Disclosure Document (MDD) and in the table of fees and charges, both of which are available on our public website or from our contact centre.
- Additional information of the proposed investment, including brochures, application forms and annual or quarterly reports, can be obtained, free of charge, from Old Mutual Unit Trust Managers (RF) (Pty) Ltd, from our public website at [www.oldmutualinvest.com](http://www.oldmutualinvest.com) or our contact centre on 0860 234 234.
- Our cut-off time for client instructions (e.g. buying and selling) is at 15:00 each working day for all our funds, except the Money Market Funds, the price of which is set at 13:00. These are also the times we value our funds to determine the daily ruling price (other than at month-end when we value the Old Mutual Index Funds and Old Mutual Multi-Managers Fund of Funds range at 17:00 close). Daily prices are available on the public website and in the media.
- Unit trusts are traded at ruling prices, may borrow to fund client disinvestments and may engage in scrip lending. The daily ruling price is based on the current market value of the fund's assets plus income minus expenses (NAV of the portfolio) divided by the number of units on issue.
- This fund holds assets in foreign countries and therefore it may have risks regarding liquidity, the repatriation of funds, political and macroeconomic situations, foreign exchange, tax, settlement, and the availability of information.
- A feeder fund is a portfolio that invests in a single fund which levies its own charges. This could result in a higher fee structure for the feeder fund.
- The Net Asset Value to Net Asset Value figures are used for the performance calculations. The performance quoted is for a lump sum investment. The performance calculation includes income distributions prior to the deduction of taxes and distributions are reinvested on the ex-dividend date. Performances may differ as a result of actual initial fees, the actual investment date, the date of reinvestment and dividend withholding tax. Annualised returns are the weighted average compound growth rates over the performance period measured. Performances are in ZAR and as at 31 July 2020. Sources: Morningstar and Old Mutual Investment Group (FSP no. 604).

Old Mutual Unit Trust Managers (RF) (Pty) Ltd, registration number 1965 008 47107, is a registered manager in terms of the Collective Investment Schemes Control Act 45 of 2002. Old Mutual is a member of the Association for Savings and Investment South Africa (ASISA). Old Mutual Unit Trust Managers has the right to close the portfolio to new investors in order to manage it more efficiently in accordance with its mandate.

Trustee: Standard Bank, PO Box 54, Cape Town 8000. Tel: +27 21 401 2002, Fax: +27 21 401 3887.

Issued: August 2020