



I would like to take the Maximum Cash amount from my savings!


Before you begin! You need to have this information at hand to submit your claim:

1. Your identity number / passport number
2. The cellphone number you used when you registered for MyClaim
3. Your tax number
4. Your banking details
5. Your annual taxable income
6. Your proof of banking details

MYCLAIM PROCESS: Log into MyClaim.
Click [here](#) to the guide on how to register or log into MyClaim

YOU SIMPLY HAVE TO COMPLETE 5 STEPS

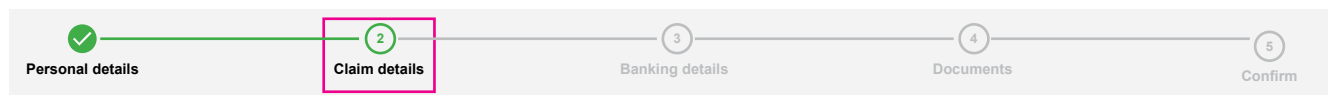
1 Complete your personal details



In this section you will complete your personal details that will allow us to contact you at:

- Personal cellphone number (to provide you with updates regarding the progress of your claim)
- Personal email address (Do **NOT** use your work email address)
- Residential address
- Details of your financial adviser

2 Complete your claim details



View the values in each of your pots, to see the maximum cash you can withdraw.

What you have saved so far		
	R 211 598.09	R 76 345.16
	<small>Total benefit value</small>	<small>Cash withdrawal limit</small>
Benefit breakdown		
	Total benefit value	Cash withdrawal limit
Vested pot <input type="radio"/>	R 134 259.00	R 134 259.00
Savings pot <input type="radio"/>	R 33 229.53	R 33 229.53
Retirement pot <input type="radio"/>	R 44 109.56	
Total	R 211 598.09	R 167 488.53

- Click on “Take the maximum cash” under the Benefit payment options
- Input your “current annual taxable income”
- Click on “CONTINUE” to proceed to the next screen

Benefit payment options

Before you select an option
Before you make a final decision about what to do with your retirement savings, make sure you understand your options and are able to decide on the right options for you by discussing these options with your financial adviser.

Please select what you would like to do with your retirement savings

Remain a member of the Fund
Not taxable until you withdraw or retire

Take the maximum cash
Includes tax implications

Transfer all of your retirement savings into another approved fund
Not taxable until you withdraw or retire

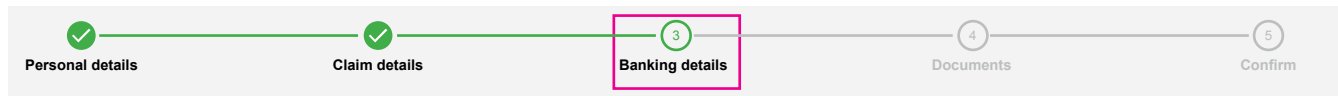
Take some of your retirement savings in cash and transfer the rest into another approved fund
Includes tax implications

Current annual taxable income
R 500 000.00

Why do you need my annual income?
In order to get a tax directive for your Savings Pot claim, SARS requires that we ask you for your current annual taxable income



3 Complete the Banking details section



Complete the “banking details” section, with banking details that are in your name.

NB: You may be requested to provide proof of banking details, if we cannot validate the banking details provided.

4 Upload the required documents



In the Documents section, you can upload your proof of banking details, if we were not able to validate your bank account details

5 Accept Terms and Conditions and submit the claim




- Accept terms and conditions and click on “Accept & Submit Claim” to submit claim for Employer confirmation.
- Read the disclaimer!

Please read through and accept the terms and conditions, related to your claim, before you submit

 I accept the [terms & conditions](#)

! Once you have submitted your claim, you will not be able to make any changes to the details on this claim. Please make sure all of the information provided is correct before continuing.

Download the Claim Summary



- Click on “DOWNLOAD THE CLAIM SUMMARY” to download a summary of all the details you have just submitted
- Click on “DONE” to complete the process.

NB. Once submitted, you can download the “Claim Summary”. This is a record of your submitted claim. You cannot change your option once you have submitted.