



# OLD MUTUAL TOP 40 LIFE FUND

FEBRUARY 2026

## FUND INFORMATION

### RISK PROFILE



### RECOMMENDED MINIMUM INVESTMENT TERM



### FUND OBJECTIVE

The fund aims to provide long-term capital growth by tracking the FTSE/JSE Top 40 Index (Total Return). This fund may only be accessed through a life policy.

### WHO IS THIS FUND FOR?

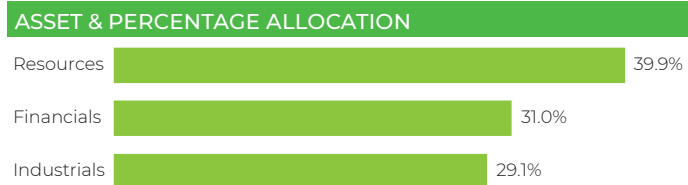
This fund is suitable for investors who want to grow capital over the long term by tracking the FTSE/JSE Top 40 Index. The investor can tolerate stock market volatility.

### INVESTMENT MANDATE

The fund aims to track the FTSE/JSE Top 40 Index. The FTSE/JSE Top 40 Index consists of the largest 40 companies ranked by full market value in the FTSE/JSE All Share Index.

<b>FUND MANAGER(S):</b>	Old Mutual Life Assurance Company (OMLAC)
<b>LAUNCH DATE:</b>	02/03/2015
<b>SIZE OF FUND:</b>	R385m

### UNDERLYING INDEX COMPOSITION\*



### UNDERLYING INDEX HOLDINGS\*

HOLDING	% OF FUND
Gold Fields Ltd	9.9%
AngloGold Ashanti Ltd	8.4%
Naspers Ltd	8.1%
FirstRand Ltd	6.1%
Valterra Platinum Ltd	5.3%
Standard Bank Group Ltd	5.1%
Capitec Bank	5.0%
MTN Group Ltd	4.4%
Impala Platinum Holdings Ltd	3.3%
Anglo American Plc	2.8%

\* Holdings of the FTSE/JSE Top 40 Index  
Please note: The FTSE/JSE aligned the index construction methodology of the FTSE/JSE Top40 Index with the index calculation methodology of the Shareholder Weighted 40 Index (SWIX 40 Index). This resulted in a re-weighting of the underlying holdings in the FTSE/JSE Top40 Index, effective from 31 March 2024.

### OTHER INVESTMENT CONSIDERATIONS

#### INITIAL CHARGES:

There is no initial administration charge on the fund.

#### ONGOING

Annual service fees	0.20%
<b>Total Expenses</b>	
Total Expense Ratio (TER)	0.20%
Transaction Cost (TC)	-
Total Investment Charge	0.20%

PRODUCT AVAILABILITY	Old Mutual Wealth	Max	XtraMAX	OM Invest
Investment Plan (LIFE)				•
Investment Plan (LISP)				
Retirement Annuity				
Preservation Fund				
Living Annuity				

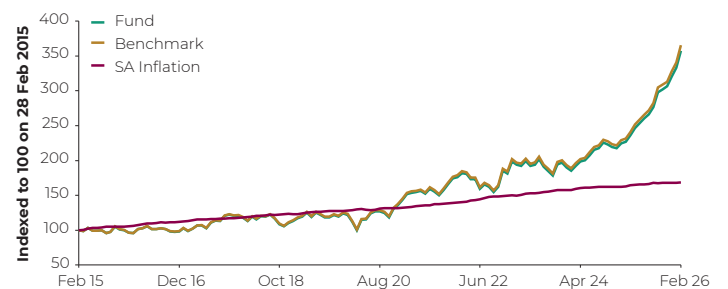
### FUND PERFORMANCE AS AT 28/02/2026

	% PERF.		% PERF. (P.A.)					
	3-Mth	6-Mth	1-Yr	3-Yr	5-Yr	7-Yr	10-Yr	Since Inception
Fund*	16.6%	29.2%	57.6%	22.6%	18.7%	17.2%	14.1%	12.3%
Benchmark	16.7%	29.3%	57.9%	22.8%	18.9%	17.5%	14.3%	12.5%

\* Fund returns are net of fees and tax.  
Performance measurements over periods shorter than the recommended investment term may not be appropriate.  
Past performance is no indication of future performance.  
Sources: Old Mutual & Morningstar as at 28/02/2026

Rolling 12-Month Return	Highest	Average	Lowest
Fund (Since Inception)	53.7%	11.4%	-16.4%

### Cumulative Performance Since Inception



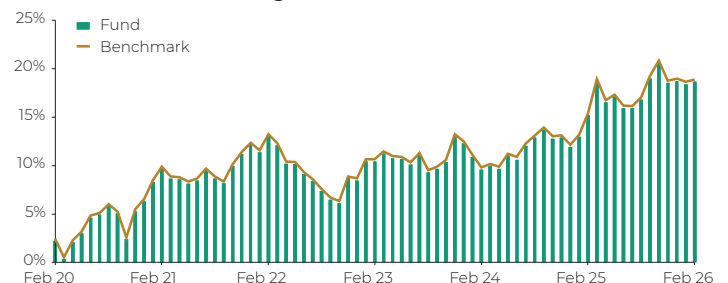
Past performance is no indication of future performance. Fund returns are net of fees.

### Risk Statistics (Since Inception)

Maximum Drawdown	-20.0%
Months to Recover	5
% Positive Months	57.6%
Annual Standard Deviation	14.8%

Risk statistics are calculated based on monthly performance data from inception of the fund.

### 5-Year Annualised Rolling Returns



### Contact Details:

Tel +27 (0)860 50 60 70  
Fax +27 (0)860 60 7500/9500  
Email [service@oldmutual.com](mailto:service@oldmutual.com)  
Internet [www.taxfreesignup.co.za](http://www.taxfreesignup.co.za)