



OLD MUTUAL TOP 40 LIFE FUND

OCTOBER 2021

FUND INFORMATION

RISK PROFILE



RECOMMENDED MINIMUM INVESTMENT TERM



FUND OBJECTIVE

The fund aims to provide long-term capital growth by tracking the FTSE/JSE Top 40 Index (Total Return). This fund may only be accessed through a life policy.

WHO IS THIS FUND FOR?

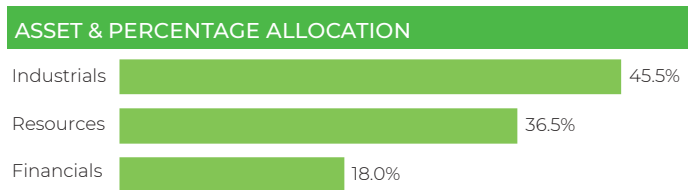
This fund is suitable for investors who want to grow capital over the long term by tracking the FTSE/JSE Top 40 Index. The investor can tolerate stock market volatility.

INVESTMENT MANDATE

The fund aims to track the FTSE/JSE Top 40 Index. The FTSE/JSE Top 40 Index consists of the largest 40 companies ranked by full market value in the FTSE/JSE All Share Index.

FUND MANAGER(S):	Old Mutual Life Assurance Company (OMLAC)
LAUNCH DATE:	02/03/2015
SIZE OF FUND:	R142m

UNDERLYING INDEX COMPOSITION*



UNDERLYING INDEX HOLDINGS*

HOLDING	% OF FUND
Compagnie Financiere Richemont	13.8%
BHP Group plc	12.2%
Anglo American Plc	10.2%
Naspers Ltd	7.9%
Prosus NV	5.8%
FirstRand Ltd	4.1%
MTN Group Ltd	3.5%
Mondi Plc	2.6%
Standard Bank Group Ltd	2.5%
Impala Platinum Holdings	2.3%

* Holdings of the FTSE/JSE Top 40 Index

OTHER INVESTMENT CONSIDERATIONS

INITIAL CHARGES:

There is no initial administration charge on the fund.

ONGOING

Annual service fees	0.20%
Total Expenses	
Total Expense Ratio (TER)	0.20%
Transaction Cost (TC)	-
Total Investment Charge	0.20%

PRODUCT AVAILABILITY	Old Mutual Wealth	Max	XtraMAX	OM Invest
Investment Plan (LIFE)				•
Investment Plan (LISP)				
Retirement Annuity				
Preservation Fund				
Living Annuity				

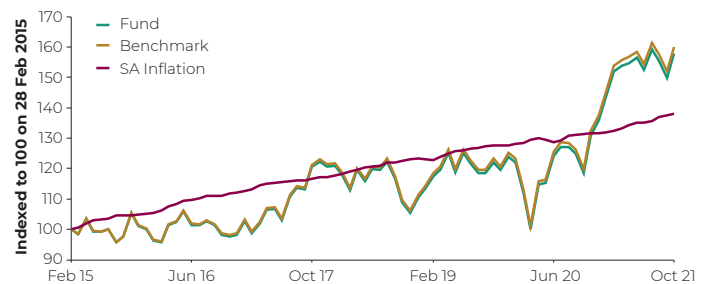
FUND PERFORMANCE AS AT 31/10/2021

	% PERF.		% PERF. (P.A.)					Since Inception
	3-Mth	6-Mth	1-Yr	3-Yr	5-Yr	7-Yr	10-Yr	
Fund*	-1.0%	2.0%	33.2%	13.2%	9.9%	-	-	7.1%
Benchmark	-0.9%	2.1%	33.4%	13.4%	10.2%	7.9%	11.0%	7.3%

* Fund returns are net of fees and tax. Performance measurements over periods shorter than the recommended investment term may not be appropriate. Past performance is no indication of future performance. Sources: Old Mutual & Morningstar as at 31/10/2021

Rolling 12-Month Return	Highest	Average	Lowest
Fund (Since Inception)	53.7%	8.1%	-16.4%

Performance Since Inception

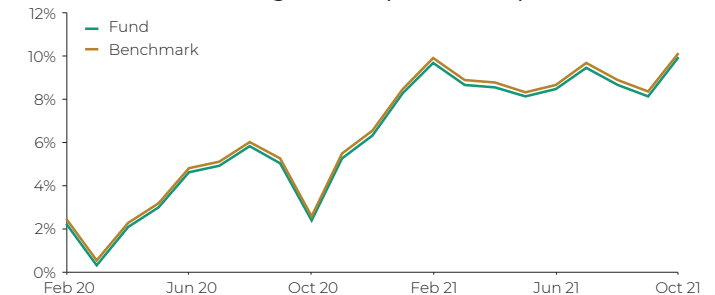


Past performance is no indication of future performance. Fund returns are net of fees.

Risk Statistics (Since Inception)	
Maximum Drawdown	-20.0%
Months to Recover	5
% Positive Months	52.5%
Annual Standard Deviation	15.0%

Risk statistics are calculated based on monthly performance data from inception of the fund.

5-Year Annualised Rolling Returns (Benchmark)



Funds are available via:

[Old Mutual Invest Tax Free Plan](#)

Tel +27 (0)860 50 60 70

Fax +27 (0)860 60 7500/9500

Email service@oldmutual.com

Internet www.taxfreesignup.co.za